



Meaningful Innovation.

WEEE Number: 80133970

INSTRUCTION MANUAL

FIRE RATED DOWNLIGHT



OPTIONAL 3 BEZELS (NOT INCLUDED)



Chrome
SKU: 11359



Black
SKU: 11357



Satin Nickel
SKU: 11358

TECHNICAL DATA

MODEL	VT-DL0508A
SKU	23612, 236126
WATTS	5W-8W (Changeable)
BEAM ANGLE	60°
CRI	>80(>86 at 4000K)
DF	>0.9 (8W) , >0.8 (5W)
LED COLOR	2700K-6000K (Changeable)
IP RATING	IP65(Front), IP20(Body)
CUT OUT SIZE	Ø65mm
OPERATION TEMPERATURE	-20 to +45°C
BODY TYPE	Aluminium + Iron
DIMENSION	Ø90x52x65mm
INPUT POWER	AC:200~240, 50Hz

WATTS	COLOR	LUMENS
5W	2700K	475LM
	3000K	520LM
	4000K	540LM
	6000K	530LM
8W	2700K	700LM
	3000K	765LM
	4000K	850LM
	6000K	800LM



**QUICK
CONNECTOR**



30—60—90 MIN
Fire Rated



IP65 03 YEAR WARRANTY*
RATING

INTRODUCTION & WARRANTY

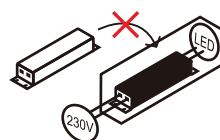
Thank you for selecting and buying V-TAC product. V-TAC will serve you the best. Please read these instructions carefully before starting the installation and keep this manual handy for future reference. If you have any another query, please contact our dealer or local vendor from whom you have purchased the product. They are trained and ready to serve you at the best. The warranty is valid for 3 years from the date of purchase. The warranty does not apply to damage caused by incorrect installation or abnormal wear and tear. The company gives no warranty against damage to any surface due to incorrect removal and installation of the product. The products are suitable for 10-12 Hours Daily operation. Usage of product for 24 Hours a day would void the warranty. This product is warranted for manufacturing defects only.




This marking indicates that this product should not be disposed of with other household wastes.



Caution, risk of electric shock.




Non-replaceable control gear



Non-replaceable light source

WARNING

1. Please make sure to turn off the power before starting the installation.
2. Installation must be performed by a qualified person.
3. The light source of this luminaire is not replaceable; when the light source reaches its end of life the whole luminaire shall be replaced.
4. If the external flexible cable or cord of this luminaire is damaged, it shall be exclusively replaced by the manufacturer or his service agent or a similar qualified person in order to avoid a hazard.
5. Proper grounding should be ensured throughout the installation.



Luminaires not suitable for covering with thermally insulating material.

INSTALLATION INSTRUCTION

1

power off ↓

ON

OFF

Cut hole Dia: Ø65mm

3

2

3000K | 4000K

2700K 6000K

V-TAC

Model: VT-DL0508A, SKU: 23612

Input: AC 200-240V, 50Hz

Made in China. 0006011

V-TAC Home Lighting UK Head Office, Slough, Berkshire, SL1 6BW, UK

SW 8W

CE RoHS

Light Fitting

INSERT CABLE

Live supply to L=(Brown or Red)

Earth to ⊕=(Green /Yellow)

Neutral to N=(Blue or Black)

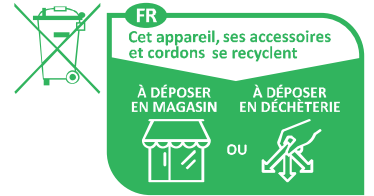
The terminal block allows for Loop-in/ Loop-out connection.

Terminal D

Brown or Red(L) Blue or Black(N)

INSTALLATION INSTRUCTION

1. Switch off the power before starting the installation.
2. Cut a hole as per the cutout Ø65mm (Ref to Fig1)
3. Make the electrical connections to the terminal block. (Ref to Fig2)
4. Adjust the Wattage and CCT as your desire.
5. Holding the spring clips on the side of the fitting, insert the fitting into the hole and allow the spring to pull the fitting into the ceiling. (Ref to Fig3)
6. Switch on the power and test.



Points de collecte sur www.quefairedemesdechets.fr
Privilégiez la réparation ou le don de votre appareil !

RoHS



UK
CA



Dimmable

IN CASE OF ANY QUERY/ISSUE WITH THE PRODUCT PLEASE REACH OUT TO US AT
SUPPORT@VTACEXPORTS.COM V-TAC HOUSE, KELPATRICK ROAD, SLOUGH, BERKSHIRE, SL1 6BW, UK.